

# Environmental Product Declaration

In accordance with ISO 14025:2006, ISO 21930:2017 and EN  
15804:2012+A2:2019/AC:2021 for:

## ***Vinyl Wallcovering on Woven Fabric Backing***

From


***Fidelity Industries***



Validity Period:

Product Specific EPD

April 1<sup>st</sup>, 2026 – April 1<sup>st</sup> 2031





## GENERAL INFORMATION

<b>Product Category Rules (PCR)</b>
<b>CEN standard EN 15804, ISO 21930 serves as the Core Product Category Rules (PCR)</b>
<b>Product Category Rules (PCR): 2019:14 Construction products (EN 15804+A2) 2.5</b>

The EPD owner has the sole ownership, liability, and responsibility for the EPD.

EPDs within the same product category but published in different EPD programmes, may not be comparable. For two EPDs to be comparable, they shall be based on the same PCR (including the same first-digit version number) or be based on fully aligned PCRs or versions of PCRs; cover products with identical functions, technical performances and use (e.g. identical declared/functional units); have identical scope in terms of included life-cycle stages (unless the excluded life-cycle stage is demonstrated to be insignificant); apply identical impact assessment methods (including the same version of characterisation factors); and be valid at the time of comparison. For further information about comparability, see EN 15804, ISO 21930 and ISO 14025.



## INFORMATION ABOUT EPD OWNER

Owner of the EPD: Fidelity Industries

Address: 559 Route 23, Wayne N.J. 07470, United States of America

Contact: Yossi Friedman, Technical Director

Description of the organisation: Fidelity Industries is a leading U.S. manufacturer of fabric backed wallcovering for use in offices, hotels and health care facilities throughout the world.

Product-related or management system-related certifications:

Wallcoverings Association WA-101 Quality Standard for Polymer Coated Fabric Wallcovering.

NSF-342 Sustainability Standard Compliant Manufacturer.

MAS Certified Green – CA Section 01350 Low VOC certified

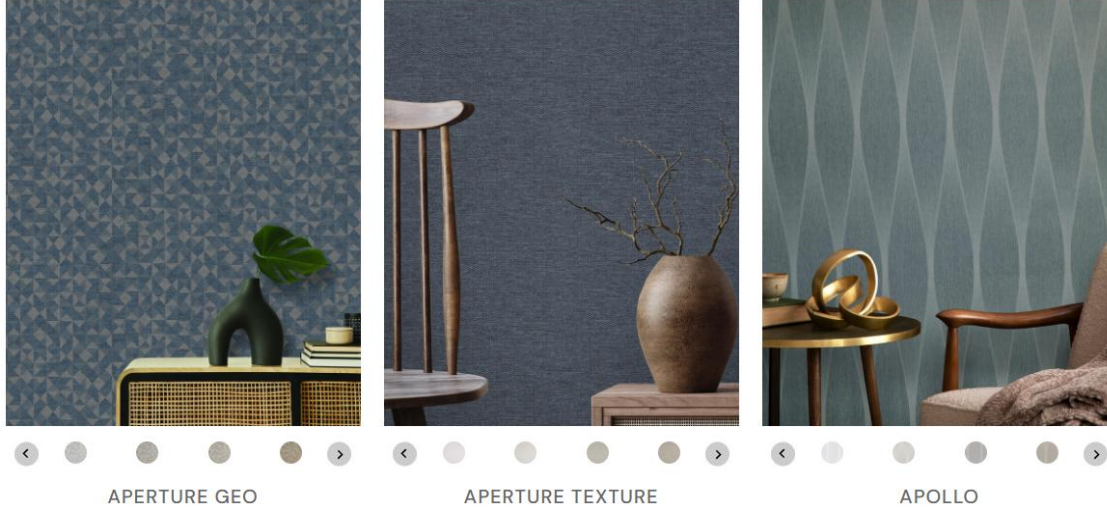


## PRODUCT INFORMATION

Product name: Fabric Backed Vinyl Wallcovering

Product identification: Vinyl based wallcoverings on woven backing in accordance with W-101 and EN 15102 PVC (vinyl) on woven base.

Visual representation of the product



UN CPC code:32194 Wallpaper and similar wall coverings.

Product description: A decorative vinyl wallcovering for use on indoor walls, printed with water based inks and laminated to a woven fabric backing. Meets W-101 standard for Type II wallcovering.

In accordance with W-101, the following apply:

Type	Type II
Weight	20 oz per linear yard
Breaking/Tearing Strength	Meets Type II
Stain Resistance	Meets Type II
Color fastness to light	Meets Type II
Scrubability/Washability	Meets Type II
Blocking/Crocking	Meets Type II
Heat Aging	Meets Type II

Characteristic	Specifications:
Total Weight	20 OZ/LY (452 g/m2)
Width	52-54" (132-137cm)
<b>FIRE CLASSIFICATIONS:</b>	
ASTM-E84	Class A
CAN/ULC-S102	Pass
CE-DOC	B-s2,d0

Meets or exceeds Federal Specification CCC-W-408D & W-101 Quality Standard for Polymer Coated Fabric Wallcovering.

MAS Certified Green Certificate of Compliance



---

Meets California Section 01350 Indoor Air Quality Standard  
NSF-342 Sustainability Standard - Manufacturer Certified  
Water-based inks-free of conflict minerals, heavy metals & solvents  
Phthalate free vinyl  
HPD-Health Product Declaration

Name and location of production site(s): Wayne, New Jersey USA

Products covered by the EPD:

Command

## CONTENT DECLARATION

The mass (weight) of per declared unit: 0.477 kg/m<sup>2</sup>

Information on the environmental and hazardous/toxic properties of a substances contained in the product: Contains no substances in the candidate list of Substances of Very High Concern (SVHCs) which exceeds the limits for registration with the European Chemicals Agency.

The declared share of biogenic/recycled materials: The study of the data sets used revealed that the biogenic CO<sub>2</sub> balance was partially unbalanced. As a result, some of the generic datasets are not reconciled with each other or do not accurately represent the actual biogenic carbon flows. Therefore, a manual balancing of the biogenic CO<sub>2</sub> balance was carried out, so that this corresponds to the sum of the fossil CO<sub>2</sub> balance (compensation of credits and burdens).

Since no manufacturer information on the biogenic carbon content was available for the products, these are calculated based on the product components.

The calculation of the biogenic carbon content and the carbon balance is based, on the specific carbon contents of wood-based goods collected by the Thünen Institute (2014). The carbon conversion factor of 0.358 kg C/kg for cardboard and 0.44 kgC/kg was used for the calculation of biogenic carbon content of cotton.

Product content	Mass, kg	Post-consumer recycled material, mass-% of product	Biogenic material, mass-% of product	Biogenic material, kg C/product or declared unit
Additives	0.146	0%	0%	0 kg C/ m <sup>2</sup>
Carrier Material	0.036	0%	2.52%	0.019 kg C/ m <sup>2</sup>
Ink & Pigment	0.020	0%	0%	0 kg C/ m <sup>2</sup>
PVC plastisol	0.249	0%	0%	0 kg C/ m <sup>2</sup>
TOTAL	0.451	0%	2.52%	0.019 kg C/ m <sup>2</sup>

Packaging materials	Mass, kg	Mass-% (versus the product)	Biogenic material, kg C/product or declared unit
Cardboard	0.019	4%	0.024 kg C/ m <sup>2</sup>
PVC film	0.006	1%	0 kg C/ m <sup>2</sup>
TOTAL	0.025	5%	0.024 kg C/ m <sup>2</sup>

1 kg biogenic carbon in the product/packaging is equivalent to the uptake of 44/12 kg of CO<sub>2</sub>.

Hazardous substances from the candidate list of SVHC	EC No.	CAS No.	Mass-% per product or declared unit
None	Not applicable	Not applicable	Not applicable



## LCA INFORMATION

Declared unit: 1 m<sup>2</sup>woven backing and accompanying packaging.

Conversion factor to mass: 0.477 kg/m<sup>2</sup>

Reference service life: 15 years

Time representativeness: Based on yearly production data of 2022

Geographical scope: United States of America

Database(s) and LCA software used: LCA for Experts Content Version 2025.2. Some datasets from ecoinvent 3.9.1. were used when no LCA for Experts dataset was available.

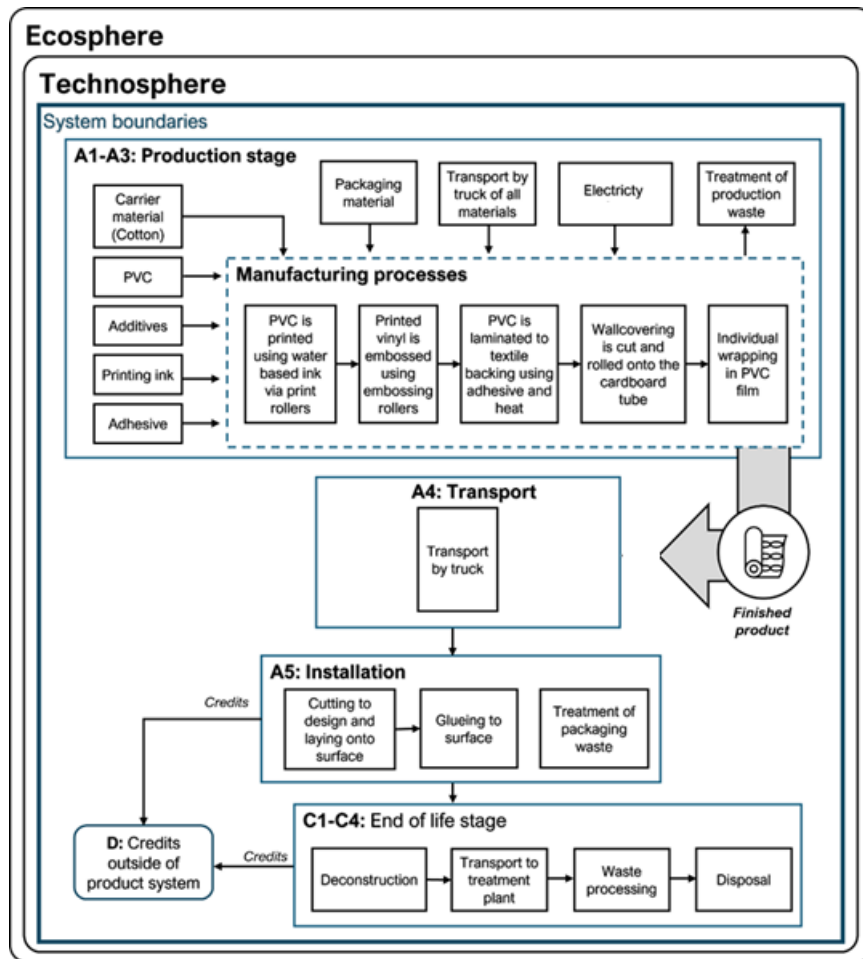
EPD/LCA Tool used: LCA for Experts Version 10.9

Description of system boundaries:

b) Cradle to gate with options, modules C1–C4, module D and with optional modules (A1–A3 + C + D and additional modules). The additional modules A4–A5.

- Infrastructure and capital goods are excluded from the system boundaries.
- All processing steps and locations are balanced within the system boundaries.
- The LCI data manufacturing data was gathered for the specific declared product, and no co-product allocation was necessary.
- The allocation of waste follows the polluter-pays principle. The system boundary to the next product system is set when the waste reaches the end-of-waste state. The impacts of waste treatment from production are included in Module A3. The impacts of waste treatment during end-of-life are included in Module C, where the product reaches the end-of-waste status.
- All the LCI data used for modelling in Modules A2 and A3 corresponds to primary data collected from the manufacturing plant and contracted suppliers, including transportation distances from suppliers to production sites, material and energy inputs, and waste and emission outputs.

Process flow diagram:



More information:

- Additional information can be obtained by contacting Fidelity Industries, [support@fidelitywall.com](mailto:support@fidelitywall.com)
- LCA practitioner: brands & values GmbH, [info@brandsandvalues.com](mailto:info@brandsandvalues.com)

Electricity use in Module A3 accounts for less than 30% of the GWP-GHG results of modules A1-A3. The energy requirements for production in Module A3 were modelled using the Electricity from grid mix LCA for Experts dataset. The climate impact of the dataset is 0.039 kg CO<sub>2</sub> eq./kWh (using the GWP-GHG indicator).

Modules declared, geographical scope, share of primary data (in GWP-GHG results) and data variation (in GWP-GHG results):

	Product stage			Distribution/ installation stage		Use stage							End-of-life stage				Beyond product life cycle
	Raw material supply	Transport	Manufacturing	Transport	Construction installation	Use	Maintenance	Repair	Replacement	Refurbishment	Operational energy use	Operational water use	De-construction demolition	Transport	Waste processing	Disposal	Reuse-Recovery-Recycling- potential
Module	A1	A2	A3	A4	A5	B1	B2	B3	B4	B5	B6	B7	C1	C2	C3	C4	D
Modules declared	X	X	X	X	X	ND	ND	ND	ND	ND	ND	ND	X	X	X	X	X
Geography	US	US	US	GLO	US								US	US	US	US	US
Share of primary data	30%					-	-	-	-	-	-	-	-	-	-	-	-
Variation – products	<10%		<10%	<10%	-	-	-	-	-	-	-	-	-	-	-	-	-
Variation – sites	0%		0%	0%	-	-	-	-	-	-	-	-	0%	0%	0%	0%	0%

Modules/processes/life-cycle stages declared shall be noted with “X”.

Modules/processes/life-cycle stages not declared shall be marked as “ND”.

Geographical scope shall be reported by the country code(s) (e.g., UK, FR, DE) and/or name of the region(s) (e.g., EU 27, Global).

A variation of 0% shall be reported in EPDs of one product or site.

Process	Source type	Source	Reference year	Data category	Share of primary data, of GWP-GHG results for A1-A3
Manufacturing of product	Collected data	EPD owner	2022	Primary data	15%
Generation of electricity used in manufacturing of product	Collected data	EPD owner	2022	Primary data	15%
Production of packaging	EPD	EPD owner	2022	Primary data, secondary data	0%
Other processes	Databases	Ecoinvent v3.9.1, LCA for Experts 10.7.0.183	2022	Secondary data	0%
Total share of primary data, of GWP-GHG results for A1-A3					30%



## ENVIRONMENTAL PERFORMANCE

### LCA results of the product(s) - main environmental performance results

#### Mandatory impact category indicators according to EN 15804

Results per functional or declared unit									
Indicator	Unit	A1-A3	A4	A5	C1	C2	C3	C4	D
GWP-total	kg CO <sub>2</sub> eq.	1.44E+00	8.89E-03	4.25E-02	2.81E-05	3.93E-03	4.06E-07	3.64E-02	-8.53E-02
GWP-fossil	kg CO <sub>2</sub> eq.	1.48E+00	8.80E-03	1.74E-02	2.81E-05	3.89E-03	4.05E-07	1.74E-02	-8.52E-02
GWP-biogenic	kg CO <sub>2</sub> eq.	-4.40E-02	0.00E+00	2.50E-02	0.00E+00	0.00E+00	0.00E+00	1.90E-02	0.00E+00
GWP-luluc	kg CO <sub>2</sub> eq.	1.80E-03	9.10E-05	5.19E-06	3.44E-08	4.04E-05	6.15E-10	3.51E-05	-6.42E-05
ODP	kg CFC 11 eq.	3.55E-09	1.47E-15	6.16E-15	1.92E-16	6.51E-16	3.28E-18	4.36E-14	-6.03E-12
AP	mol H <sup>+</sup> eq.	4.90E-03	6.21E-05	1.09E-05	6.98E-08	3.48E-05	1.04E-09	8.29E-05	-1.16E-04
EP-freshwater	kg P eq.	4.30E-05	2.38E-08	1.53E-07	2.34E-09	1.06E-08	5.69E-10	7.15E-06	-1.99E-07
EP-marine	kg N eq.	1.13E-03	3.11E-05	5.65E-06	2.47E-08	1.76E-05	2.42E-09	3.24E-05	-3.77E-05
EP-terrestrial	mol N eq.	1.20E-02	3.38E-04	4.52E-05	1.74E-07	1.92E-04	3.21E-09	2.16E-04	-4.15E-04
POCP	kg NMVOC eq.	4.04E-03	5.90E-05	1.80E-05	4.85E-08	3.27E-05	7.82E-10	7.81E-05	-2.02E-04
ADP-minerals&metals*	kg Sb eq.	2.11E-06	5.88E-10	1.10E-10	2.21E-12	2.61E-10	2.62E-14	9.06E-10	-1.87E-08
ADP-fossil*	MJ	3.19E+01	1.13E-01	2.96E-02	4.81E-04	5.02E-02	3.86E-06	2.30E-01	-2.08E+00
WDP*	m <sup>3</sup>	7.77E-01	4.04E-05	1.60E-03	8.59E-03	1.79E-05	-3.94E-05	9.79E-04	-2.02E-03
Acronyms	GWP-fossil = Global Warming Potential fossil fuels; GWP-biogenic = Global Warming Potential biogenic; GWP-luluc = Global Warming Potential land use and land use change; ODP = Depletion potential of the stratospheric ozone layer; AP = Acidification potential, Accumulated Exceedance; EP-freshwater = Eutrophication potential, fraction of nutrients reaching freshwater end compartment; EP-marine = Eutrophication potential, fraction of nutrients reaching marine end compartment; EP-terrestrial = Eutrophication potential, Accumulated Exceedance; POCP = Formation potential of tropospheric ozone; ADP-minerals&metals = Abiotic depletion potential for non-fossil resources; ADP-fossil = Abiotic depletion for fossil resources potential; WDP = Water (user) deprivation potential, deprivation-weighted water consumption								

*\* Disclaimer: The results of this environmental impact indicator shall be used with care as the uncertainties of these results are high or as there is limited experience with the indicator.*

*The estimated impact results are only relative statements, which do not indicate the endpoints of the impact categories, exceeding threshold values, safety margins and/or risks.*

*The results of the end-of-life stage (modules C1-C4) should be considered when using the results of the product stage (modules A1-A3).*



## Additional mandatory and voluntary impact category indicators

### Results per functional or declared unit

Indicator	Unit	A1-A3	A4	A5	C1	C2	C3	C4	D
GWP-GHG <sup>1</sup>	kg CO <sub>2</sub> eq.	1.48E+00	8.89E-03	1.75E-02	2.81E-05	3.93E-03	4.06E-07	1.74E-02	-8.53E-02

Disclaimers shall be added, if required by EN 15804.

## Resource use indicators

### Results per functional or declared unit

Indicator	Unit	A1-A3	A4	A5	C1	C2	C3	C4	D
PERE	MJ	3.43E+00	8.54E-03	4.07E-03	1.00E-04	3.79E-03	1.89E-06	3.57E-02	-3.34E-01
PERM	MJ	0.00E+00	0.00E+00	0.00E+00	0.00E+00	0.00E+00	0.00E+00	0.00E+00	0.00E+00
PERT	MJ	3.43E+00	8.54E-03	4.07E-03	1.00E-04	3.79E-03	1.89E-06	3.57E-02	-3.34E-01
PENRE	MJ	3.19E+01	1.13E-01	2.96E-02	4.81E-04	5.02E-02	3.86E-06	2.30E-01	-2.08E+00
PENRM	MJ	0.00E+00	0.00E+00	0.00E+00	0.00E+00	0.00E+00	0.00E+00	0.00E+00	0.00E+00
PENRT	MJ	3.19E+01	1.13E-01	2.96E-02	4.81E-04	5.02E-02	3.86E-06	2.30E-01	-2.08E+00
SM	kg	0.00E+00	0.00E+00	0.00E+00	0.00E+00	0.00E+00	0.00E+00	0.00E+00	0.00E+00
RSF	MJ	0.00E+00	0.00E+00	0.00E+00	0.00E+00	0.00E+00	0.00E+00	0.00E+00	0.00E+00
NRSF	MJ	0.00E+00	0.00E+00	0.00E+00	0.00E+00	0.00E+00	0.00E+00	0.00E+00	0.00E+00
FW	m <sup>3</sup>	2.06E-02	4.22E-06	3.88E-05	2.00E-04	1.87E-06	-9.17E-07	3.26E-05	-3.72E-04

Acronyms  
 PERE = Use of renewable primary energy excluding renewable primary energy resources used as raw materials; PERM = Use of renewable primary energy resources used as raw materials; PERT = Total use of renewable primary energy resources; PENRE = Use of non-renewable primary energy excluding non-renewable primary energy resources used as raw materials; PENRM = Use of non-renewable primary energy resources used as raw materials; PENRT = Total use of non-renewable primary energy re-sources; SM = Use of secondary material; RSF = Use of renewable secondary fuels; NRSF = Use of non-renewable secondary fuels; FW = Use of net fresh water

## Waste indicators

<sup>1</sup>This indicator accounts for all greenhouse gases except biogenic carbon dioxide uptake and emissions and biogenic carbon stored in the product. As such, the indicator is identical to GWP-total except that the CF for biogenic CO<sub>2</sub> is set to zero.



### Results per functional or declared unit

Indicator	Unit	A1-A3	A4	A5	C1	C2	C3	C4	D
Hazardous waste disposed	kg	6.82E-09	4.54E-12	6.77E-12	2.05E-13	2.02E-12	3.65E-15	4.82E-11	-4.22E-08
Non-hazardous waste disposed	kg	7.69E-02	1.58E-05	1.55E-02	6.25E-05	7.01E-06	6.28E-07	4.24E-01	-1.06E-03
Radioactive waste disposed	kg	5.36E-04	2.14E-07	4.88E-07	1.81E-08	9.48E-08	3.93E-10	3.21E-06	-4.49E-05

### Output flow indicators

#### Results per functional or declared unit

Indicator	Unit	A1-A3	A4	A5	C1	C2	C3	C4	D
Components for re-use	kg	0.00E+00	0.00E+00	0.00E+00	0.00E+00	0.00E+00	0.00E+00	0.00E+00	0.00E+00
Material for recycling	kg	4.31E-02	0.00E+00	0.00E+00	0.00E+00	0.00E+00	0.00E+00	0.00E+00	0.00E+00
Materials for energy recovery	kg	0.00E+00	0.00E+00	6.35E-03	0.00E+00	0.00E+00	0.00E+00	0.00E+00	0.00E+00
Exported energy, electricity	MJ	0.00E+00	0.00E+00	0.00E+00	0.00E+00	0.00E+00	0.00E+00	0.00E+00	5.31E-02
Exported energy, thermal	MJ	0.00E+00	0.00E+00	0.00E+00	0.00E+00	0.00E+00	0.00E+00	0.00E+00	5.15E-02

## Additional LCA results (other environmental performance results) of the product(s)

The EPD covers multiple product variations of Type II 20 oz. woven backing. According to the manufacturer, the products included in this EPD differ only in format, design, or color. These variations affect materials with less than 1% mass participation in the product composition and therefore do not significantly influence the environmental performance of the product. As a result, the environmental impacts calculated for the representative product can be considered applicable to all products included within the scope of this EPD.



## ABBREVIATIONS

All abbreviations used in the EPD must be added. Please add all the abbreviations used.

Abbreviation	Definition
<b>General Abbreviations</b>	
EN	European Norm (Standard)
EF	Environmental Footprint
GPI	General Programme Instructions
ISO	International Organization for Standardization
CEN	European Committee for Standardization
CLC	Co-location centre
CPC	Central product classification
GHS	Globally harmonized system of classification and labelling of chemicals
GRI	Global Reporting Initiative
SVHC	Substances of Very High Concern
ND	Not Declared

## REFERENCES

### **ASTM E 84**

ASTM E 84:2016: Standard Test Method for Surface Burning Characteristics of Building Materials

### **ASTM F 793**

ASTM F793 / F793M-15. Standard Classification of Wall Coverings by Use Characteristics. ASTM International. West Conshohocken. PA. 2015

### **ASTM F1141 - 93**

ASTM F1141-93(2009). Standard Specification for Wallcovering. ASTM International. West Conshohocken. PA. 2009

### **CDPH/EHLB**

Standard method for measuring and evaluating chemical emissions from indoor sources using environmental chambers. Version 1.1

### **DIN EN 12149**

Wallcoverings in roll form - Determination of migration of heavy metals and certain other elements. of vinyl chloride monomer and of formaldehyde release; German version EN 12149:1997

### **DIN EN 12956**

Wallcoverings in roll form - Determination of dimensions. straightness. spongeability and washability; German version EN 12956:1999

### **DIN EN 13501-1**

Fire classification of construction products and building elements - Part 1: Classification using data from reaction to fire tests; German version EN 13501-1:2007+A1:2009

### **DIN EN 15102**

Decorative wall coverings - Roll and panel form; German version EN 15102:2007+A1:2011

### **DIN EN 233**

Wallcoverings in roll form - Specification for finished wallpapers. wall vinyls and plastics wallcoverings; German version EN 233:2016

### **DIN EN 234**

Wandbekleidungen in Rollen - Festlegungen für Wandbekleidungen für nachträgliche Behandlung (enthält Änderung A1:1996); Deutsche Fassung EN 234:1989 + A1:1996; 1997-02.

### **DIN EN 235**

Wall coverings - Vocabulary and symbols; German version EN 235:2001

### **DIN EN 259**

Wall coverings in roll form - Heavy duty wallcoverings - Part 1: Specifications; German version EN 259-1:2001

### **DIN EN 266**

Wall coverings in roll form; specification for textile wall coverings; german version EN 266:1991

### **DIN EN ISO 105-B02**

Textiles - Tests for colour fastness - Part B02: Colour fastness to artificial light: Xenon arc fading lamp test (ISO 105-B02:2014); German version EN ISO 105-B02:2014

### **DIN EN ISO 13934-1**

Textiles - Tensile properties of fabrics - Part 1: Determination of maximum force and elongation at maximum force using the strip method (ISO 13934-1:2013); German version EN ISO 13934-1:2013

### **DIN EN ISO 14025**

Environmental labels and declarations — Type III environmental declarations — Principles and procedures; 2009-11.

### **DIN EN ISO 14044**

Environmental management - Life cycle assessment - Requirements and guidelines (ISO 14044:2006); German and English version EN ISO 14044:2006

**ISO 14001**

Environmental management systems - Requirements with guidance for use (ISO 14001:2015); German and English version EN ISO 14001:2015

**ISO 50001**

Energy management systems - Requirements with guidance for use (ISO 50001:2011); German version EN ISO 50001:2011

**RAL-GZ 479**

Wallpapers - Quality assurance

**Regulation (EU) No 305/2011**

of the European Parliament and of the Council of 9 March 2011 laying down harmonised conditions for the marketing of construction products and repealing Council Directive 89/106/EEC Text with EEA relevance. Current consolidated version: 16/07/2021

**WA-101**

WA Quality Standard for Polymer Coated Fabric Wallcovering

**Further documentation****BNB**

Lifetimes of components for life cycle analyses according to the Bewertungssystem Nachhaltiges Bauen (Sustainable Building Assessment System). 2011.

**Boulay. AM.. Bare. J.. Benini. L. et al.**

The WULCA consensus characterization model for water scarcity footprints: assessing impacts of water consumption based on available water remaining (AWARE). Int J Life Cycle Assess 23. 368-378 (2018). <https://doi.org/10.1007/s11367-017-1333-8>

**Bos U. Horn R. Beck T. Linder JP. Fischer M.**

LANCA Characterization Factors for Life Cycle Impact Assessment Version 2.0. Stuttgart. Germany: Fraunhofer Institute for Building Physics. (2016)

**Branchenbild der deutschen Kreislaufwirtschaft.**

Bundesverband der Deutschen Entsorgungs-, Wasser-, und Rohstoffwirtschaft e.V. Behrenstraße 29. D-10117 Berlin. 2016.

**BUWAL**

Swiss Life Cycle inventories of packaging materials. Harbersatter et al.. Swiss Environmental Agency (BUWAL). 1998.

**CEWEP**

Confederation of European Waste-to-Energy Plants. Results of Specific Data for Energy. R1 Plant Efficiency Factor and NCV of 314 European Waste-to-Energy (WtE) Plants. 2012. Available online at: [http://www.cewep.eu/m\\_1069](http://www.cewep.eu/m_1069)

**Dreicer. M. Tort. V. & Manen. P.**

Nuclear fuel cycle: estimation of physical impacts and monetary valuation for priority pathways. France.

**Ecoinvent**

Database for Life Cycle Assessment. version 3.9.1. Swiss Center for Life Cycle Inventories. St. Gallen. 2010.

**European Commission**

Joint Research Centre - Institute for Environment and Sustainability. Package released on February 2023 for the EN 15804 based on EF Reference Package 3.1. Available online at <https://eplca.jrc.ec.europa.eu/LCDN/EN15804.xhtml>

**European Commission**

Joint Research Centre - Institute for Environment and Sustainability. (2012). Product Environmental Footprint (PEF) Guide. Ispra. Italy.

## **EWC**

European Waste Catalogue

## **European Commission**

European IPPC documentation for the paper and pulp industry. 2000.

## **Fazio. S. Castellani. V. et al.**

Supporting information to the characterization factors of recommended EF Life Cycle Impact Assessment methods. EUR 28888 EN. European Commission. Ispra. ISBN 978-92-79-76742-5. doi:10.2760/671368. JRC109369. (2018)

## **Fantke. P.. Bijster. M.. et al.**

USEtox 2.0 Documentation (Version 1) (2017). <http://usetox.org>

## **Frischknecht. R.. Braunschweig. A. . et al.**

Human health effects of ionizing radiation in environmental impact assessment. Environmental Impact Assessment Review 20(2):159-189. (2000)

## **IPCC**

Climate Change 2013: The Physical Science Basis. Contribution of Working Group I to the Fifth Assessment Report of the Intergovernmental Panel on Climate Change [Stocker. T.F.. D. Qin. G.-K. Plattner. M. Tignor. S.-K. Allen. J. Boschung. A. Nauels. Y. Xia. V. Bex. and P.M. Midgley (eds.)]. Cambridge University Press. Cambridge. United Kingdom and New York. NY. USA. (2013)

## **LCA for Experts (GaBi)**

LCA for Experts 10.7.0.183: Software System and Database for Life Cycle Engineering. 1992-2023. Sphera Solutions GmbH.

## **Thünen Institute**

Carbon content in wood and paper products - derivation and conversion factors. Thünen Working Paper 38. Hamburg. Germany. 2014.

## **TRACI**

Bare. J. C. Tool for the Reduction and Assessment of Chemical and Other Environmental Impacts (TRACI). Version 2.1 - User's Manual; EPA/600/R-12/554 2012.

## **Posch. M.. Seppälä. J.. Hettelingh. JP. et al.**

The role of atmospheric dispersion models and ecosystem sensitivity in the determination of characterization factors for acidifying and eutrophying emissions in LCIA. Int J Life Cycle Assess 13. 477 (2008). <https://doi.org/10.1007/s11367-008-0025-9>

## **Seppälä. J.. Posch. M.. Johansson. M. et al.**

Country-dependent Characterization Factors for Acidification and Terrestrial Eutrophication Based on Accumulated Exceedance as an Impact Category Indicator (14 pp). Int J Life Cycle Assessment 11. 403-416 (2006). <https://doi.org/10.1065/lca2005.06.215>

## **Struijs. J.. Beusen. A.. et al.**

Aquatic eutrophication. Chapter 6 in: Goedkoop. M.. Heijungs. R.. Huijbregts. M.A.J.. De Schryver. A.. Struijs. J.. Van Zelm. R. (2009). ReCiPe 2008 A life cycle assessment methodology comprising harmonized category indicators at the mid- and endpoint level. Report I: Characterization factors. first edition.

## **Van Zelm et al.**

European characterization factors for health damage from PM10 and ozone in life cycle assessment. (2008). <https://doi.org/10.1016/j.atmosenv.2007.09.072>.

## **WMO- World Meteorological Organization**

Scientific Assessment of Ozone Depletion. World Meteorological Organization. Global Ozone Research and Monitoring Project-Report No. 55 (2014). Geneva. Switzerland.

## **Xing. Y. F.. Xu. Y. H.. et al.**



The impact of PM2.5 on the human respiratory system. *Journal of thoracic disease*. 8(1). E69-E74. (2016). <https://doi.org/10.3978/j.issn.2072-1439.2016.01.19>

## **Environmental Product Declaration Summary – Type II Fabric-Backed Vinyl Wallcovering**

This Environmental Product Declaration (EPD) provides transparent data on the environmental impacts of this Type II fabric-backed vinyl wallcovering across its full life cycle, including raw material extraction, manufacturing, transportation, installation, use, and end-of-life.

Manufactured for durability in high-traffic commercial interiors, this wallcovering is designed to meet performance requirements while supporting responsible material selection. The life cycle assessment (LCA) results presented in this EPD enable architects, designers, and specifiers to evaluate environmental impacts and make informed comparisons between products.

This EPD supports sustainable building initiatives, including LEED, and reflects a commitment to transparency, regulatory compliance, and continuous environmental improvement within the wallcovering industry.

This document is intended for disclosure and comparison purposes only and does not imply environmental preference or product superiority.